

Attorney & Notary Supply, Inc.

PO Box 2895
Renton, WA 98056

www.ans-inc.net
Email: ans@ans-inc.net

Phone: 425-271-6353
Fax: 425-271-6396

NOTARY PUBLIC APPLICATION & RENEWAL INSTRUCTIONS

As the premier Notary bonding company in Washington State we would like to offer our Notary Public processing service to you.

Our service includes; rapid issuance of the state required Notary Surety Bond, a full line of notarial supplies, Notary Errors and Omissions Insurance, as well as regularly scheduled training sessions throughout the state.

To obtain your notary bond from us and your license directly with the state:

1. Complete the enclosed Bond Information / Declaration of Applicant page.
2. Complete the enclosed Commission Order Form. This is where you order your required new notary bond as well as supplies and optional insurance.
3. Send these two pages to our office with the payment method of your choice.
 - Once we receive your request we will write your bond and send it to you via email.
4. Go to the Department of Licensing's Notary Section website <https://www.dol.wa.gov/business/notary> where, if you have not done so already, you will create your notary profile through the SecureAccess Washington (SAW) account. (Please allow half an hour for this step.)
 - Once you have established your profile, file your signed notary bond and if necessary, notarized application.
 - Remember to print your notary license. We need a copy of it to manufacture and legally release your stamp.
5. If you have pre-ordered your supplies simply send us a copy of your notary license via email at license@ans-inc.net or fax 425-271-6396.
 - If you didn't pre-order your supplies you can order them at this time.

Should you not want to electronically file the new bond yourself we can accommodate you by paper processing your commission with the State of Washington's Notary Section for an additional \$15.

Please keep in mind that paper processing can take up to six weeks and requires different paperwork.

Call our office and we will email you that information.

A.N.S. Bond Information for the state of: _____

Printed name as commissioned: _____

Personal mailing address: _____

Date of birth: _____

Daytime phone number: _____

Email address: _____

This is the email address we will use for sending your bond.

If a renewal your current commission expiration date: _____

If a renewal your current license number: _____

Declaration of Applicant:

- I understand that information provided will be used for fulfilment of my order. Including writing my state required notary bond as well as issuance of supplies, if ordered.
- I acknowledge that it is my responsibility to file my issued bond with the state and that issued bonds will not be refunded or cancelled.
- I understand that the state required notary bond offers me no personal/financial protection. For my protection I have been offered notary training and insurance from Attorney & Notary Supply, Inc.
- I acknowledge that my notary stamp will not be manufactured or released until I provide a copy of my new notary license to Attorney & Notary Supply, Inc.
- I have not been convicted of a felony or crime involving fraud, dishonesty or deceit.
- I have not been found guilty in any legal proceeding or disciplinary action to have acted fraudulently, dishonesty or deceitfully.
- I have not had a notary commission denied, revoked or restricted in any state.

Signature

Date

*Please return this page with your Commission Order Form to our office via:
E-mail orders@ans-inc.net , fax 425-271-6396 or the U.S. Postal Service.*

A.N.S. Commission Order Form for the state of Washington

Please ship my stamp & supplies to my personal address supplied with Bond Information

Please ship my stamp & supplies to my work address as indicated below.

Shipments are sent via USPS and will not be replaced if postal records reflect shipment as delivered.

Attention: _____

Company Name: _____

Address: _____

City, State, Zip: _____

BOND & INSURANCE	PRICE	TOTAL
STATE REQUIRED \$10,000 Notary Surety Bond <small>Bonds offer no financial protection. For that you need insurance.</small>		50.00
Errors & Omissions Insurance		
\$10,000 Notary E&O Insurance (4 years)	40.00	
\$15,000 Notary E&O Insurance (4 years)	50.00	
\$25,000 Notary E&O Insurance (4 years)	60.00	
\$30,000 Notary E&O Insurance (4 years)	70.00	
\$50,000 Notary E&O Insurance (4 years)	100.00	
\$100,000 Notary E&O Insurance (4 years)	200.00	
Non-Taxable Bond & Insurance total		

TAXABLE NOTARY SUPPLIES	PRICE	QTY	TOTAL
1. Self-Inking Ideal Stamps*			
a. Round	45.75		
b. Rectangular	45.75		
c. Ink	7.50		
2. Pre Inked Slim Stamp, without handle*			
a. Round	49.75		
b. Rectangular	49.75		
c. Ink	7.50		
3. Regular Style Stamp (stamp pad needed)*			
a. Round	37.75		
b. Rectangular	37.75		
4. Ink Pads			
a. Stamp Pad (select color)	7.50		
b. Mylar Ink Kit	49.50		
5. New Style Hand Held/Desk Combo Embossing Seal*			
a. Complete Seal	59.75		
b. Insert Only	49.75		
6. Seal Impression Inker, with black or blue ink			
	22.50		
7. ANS Notary Journal (300 entries)			
a. Soft	22.50		
b. Hard	32.50		
8. Standard Notary Journal (300 entries)			
a. Soft	22.50		
b. Hard	32.50		
9. Basic Notary Journal			
a. Soft	32.50		
b. Hard	42.50		
10. Notary Privacy Guard			
	13.50		
11. Locking Journal Bag			
	41.50		
12. Notary Public Guidelines/Workbook for Washington			
	35.50		
13. Notary Fee Sign			
	11.50		
14. Finger Print Pad			
	11.50		
15. Self Inking Name/Appointment Expires Stamp (Up to 2 lines)			
	25.75		
16. Self Inking Individual Acknowledgement Stamp			
	47.75		
17. Self Inking Representative Acknowledgement Stamp			
	47.75		
18. Self Inking Verification on Oath or Affirmation Stamp			
	47.75		
19. Self Inking Witnessing or Attesting a Signature Stamp			
	47.75		
20. Self Inking Attestation of a Copy Stamp			
	47.75		
Subtotal of shipped products			
Shipping and handling			
Notary Training (book included)	150.00		
Taxable Total			
<small>State and local sales tax-call for assistance or visit https://webgis.dor.wa.gov/taxratelookup/SalesTax.aspx</small>			
Total of non-taxable items			
ORDER TOTAL			

Ink Color

- Black Blue Purple
 Red Green

Payment Options

Payment by Check:
Make Check payable to "A.N.S., Inc."

OR

Credit Card Info

- VISA MC Discover Amx

Card Holder Name _____

Card _____

Expiration Date _____

CVC Code _____

OR

- Call for Credit Card info

Subtotal of Shipped Items	Shipping Cost
\$0-\$10	\$5.00
\$10-\$25	\$9.00
\$26-\$55	\$12.50
\$55-\$125	\$16.00
Over \$125	Please Call

*An additional \$2.50 shipping & handling fee will be applied to supplies not ordered with notary bond.

Don't want to do the math?

Just indicate the items you want and we will do it for you.


Please return this page with your Bond Information form to our office via:
E-mail orders@ans-inc.net, fax 425-271-6396 or the U.S. Postal Service.

★ RUBBER STAMPS ★


1 SELF-INKING IDEAL STAMPS



2 PRE-INKED SLIM STAMPS W/O HANDLE



3 REGULAR STYLE RUBBER STAMPS (For Use With A Stamp Pad)



4 INK PADS



Does Not Include Stamp Pad. These stamps may also be used if working with Mylar and the Mylar stamp pad kit.

For use on paper documents

For use on mylar documents

★ All inked rubber stamps require re-inking on a regular basis. WARRANTY VOID IF STAMP IS NOT RE-INKED USING APPROPRIATE BRAND OF INK ★
 SIZE OF NOTARY STAMPS COMPLIES WITH WASHINGTON STATE NOTARY LAW

★ EMBOSSING SEALS ★

5 NEW STYLE IDEAL HAND HELD/DESK COMBO EMBOSSING SEAL



- A Complete Seal
- B Insert Only

6 SEAL IMPRESSION INKER



(For inking embossed impressions)
 Blue or Black

Please note, previous models have been discontinued by the manufacturer. Purchasing a complete new seal may be necessary.

★ NOTARY JOURNALS ★

Our notary journals are fully compliant with state notarial recordkeeping requirements while offering you two different levels of protection. Both of our soft cover journals are spiral bound and hold 300 entries. Hard cover journals are bound as books are and come with a lifetime binding guarantee.

7 ANS JOURNAL OF NOTARIAL ACTS

- A ANS Soft Cover Journal
- B ANS Hard Cover Journal

The A.N.S. Journal offers you an extra layer of protection by providing three different statements for the customer to sign evidencing the type of representation they are making by signing their document. It is designed specifically for the notary who notarizes for a variety of clients & documents and wants proof they did their entire job.

<table border="1" style="width: 100%; border-collapse: collapse;"> <tr> <th style="text-align: center;">DATA</th> <th style="text-align: center;">IDENTIFICATION</th> <th style="text-align: center;">INDIVIDUAL ACKNOWLEDGEMENT</th> </tr> <tr> <td style="font-size: small;"> Date of Act / Time of Act <input type="checkbox"/> Individual Acknowledgement <input type="checkbox"/> Acknowledgement Representative Type of Representative Capacity <input type="checkbox"/> Verification on Oath or Affirmation <input type="checkbox"/> Witness Signature <input type="checkbox"/> Certifying a Copy <input type="checkbox"/> Certifying an Act or Event <input type="checkbox"/> Other _____ </td> <td> Name Printed _____ Address _____ City _____ Signature _____ Type of Identification _____ Identifying Numbers _____ Type of Document _____ </td> <td> I, _____, affirmed to the Notary Public that I am the person named in the document, and that I have signed it as my free and voluntary act. </td> </tr> </table>	DATA	IDENTIFICATION	INDIVIDUAL ACKNOWLEDGEMENT	Date of Act / Time of Act <input type="checkbox"/> Individual Acknowledgement <input type="checkbox"/> Acknowledgement Representative Type of Representative Capacity <input type="checkbox"/> Verification on Oath or Affirmation <input type="checkbox"/> Witness Signature <input type="checkbox"/> Certifying a Copy <input type="checkbox"/> Certifying an Act or Event <input type="checkbox"/> Other _____	Name Printed _____ Address _____ City _____ Signature _____ Type of Identification _____ Identifying Numbers _____ Type of Document _____	I, _____, affirmed to the Notary Public that I am the person named in the document, and that I have signed it as my free and voluntary act.	<table border="1" style="width: 100%; border-collapse: collapse;"> <tr> <th style="text-align: center;">REPRESENTATIVE ACKNOWLEDGEMENT</th> <th style="text-align: center;">VERIFICATION ON OATH OR AFFIRMATION</th> </tr> <tr> <td> I, _____, affirmed to the Notary Public that I am authorized to sign the document as the _____ of _____ to be the free and voluntary act of such party. </td> <td> I, _____, affirmed to the Notary Public that I am the person named in the document and I swear or affirm that the statements I have made are true. </td> </tr> <tr> <td colspan="2"> Additional Information: _____ </td> </tr> </table>	REPRESENTATIVE ACKNOWLEDGEMENT	VERIFICATION ON OATH OR AFFIRMATION	I, _____, affirmed to the Notary Public that I am authorized to sign the document as the _____ of _____ to be the free and voluntary act of such party.	I, _____, affirmed to the Notary Public that I am the person named in the document and I swear or affirm that the statements I have made are true.	Additional Information: _____	
DATA	IDENTIFICATION	INDIVIDUAL ACKNOWLEDGEMENT											
Date of Act / Time of Act <input type="checkbox"/> Individual Acknowledgement <input type="checkbox"/> Acknowledgement Representative Type of Representative Capacity <input type="checkbox"/> Verification on Oath or Affirmation <input type="checkbox"/> Witness Signature <input type="checkbox"/> Certifying a Copy <input type="checkbox"/> Certifying an Act or Event <input type="checkbox"/> Other _____	Name Printed _____ Address _____ City _____ Signature _____ Type of Identification _____ Identifying Numbers _____ Type of Document _____	I, _____, affirmed to the Notary Public that I am the person named in the document, and that I have signed it as my free and voluntary act.											
REPRESENTATIVE ACKNOWLEDGEMENT	VERIFICATION ON OATH OR AFFIRMATION												
I, _____, affirmed to the Notary Public that I am authorized to sign the document as the _____ of _____ to be the free and voluntary act of such party.	I, _____, affirmed to the Notary Public that I am the person named in the document and I swear or affirm that the statements I have made are true.												
Additional Information: _____													

8 STANDARD JOURNAL OF NOTARIAL ACTS


STANDARD Soft Cover Journal


The Standard Journal gives you the most basic protection as required by law.

Date	Customer Name & Address	Customer Identification	Type of Notarial Act	Type of Document(s)	Customer Signature
Time			<input type="checkbox"/> Individual Acknowledgement <input type="checkbox"/> Representative Acknowledgement <input type="checkbox"/> Verification on Oath or Affirmation <input type="checkbox"/> Witness Signature <input type="checkbox"/> Certifying a Copy <input type="checkbox"/> Certifying an Act or Event		
Additional Information:					

9 NOTARY PRIVACY GUARD

Prudent notaries keep a journal which contains clients' private information. Use of the Notary Privacy Guard® not only protects the client, but also protects the Notary Public by limiting client's exposure.





Attorney & Notary Supply, Inc.

PO Box 2895
Renton, WA 98056

www.ans-inc.net
Email: ans@ans-inc.net

Phone: 425-271-6353
Fax: 425-271-6396

There is more to notarizing than just filling in the blanks.

As a notary you are an impartial witness to the identity, signature and statement of the person appearing before you.

As a public official you have unlimited *personal liability* if you make a mistake.

Notaries are subject to criminal, civil and administrative penalties. The state required notary bond only protects the public you serve.

Your only protection is proper training and insurance.

This is why Attorney & Notary Supply, Inc. offers education as both live webinar sessions and physical classroom sessions. Our classroom sessions are held throughout the state, covering every major region while our webinar sessions are conducted monthly for those who can't wait for us to come to them.

In less than four hours you will learn:

- The difference between Electronic Notarizations and Remote Notarizations.
- How to identify the different types of notarial certificates and how to properly execute each one.
- Compliant recordkeeping techniques.
- What type of identification is acceptable.
- What your notary stamp should and shouldn't look like.
- Who you can & can't notarize for.
- What to do when documents don't have a notary certificate.
- What the difference is between the required bond and optional insurance.

What makes our training stand out?

- Instructor-Led classroom and webinar classes.
- Questions are encouraged throughout the entire session.
- We understand that notaries are in every industry so we use a variety of examples in class.
- We encourage you to bring any documents you have questions about notarizing.
- Tailored for both new and experienced notaries.
- The Guideline Book is written specifically for Washington and is regularly updated.
- Taught by our President Rebecca Jacob, a practicing notary in Washington State whose input shaped our new law.

Because we believe in the value of education we offer both statewide classroom instruction and live monthly webinar sessions. Session fee of \$150.00 includes training workbook and reference materials for both the classroom and webinar.

SEMINAR SCHEDULE

Classroom Sessions*

LYNNWOOD May 12th, 2026

Hilton Garden Inn 9:30-1:00
3801 Alderwood Mall Blvd
Lynnwood WA 98036

ISSAQUAH June 25th, 2026

A.N.S. Issaquah Office 3:00-6:30
14401 Issaquah-Hobart Rd SE #201
Issaquah WA 98027

BELLINGHAM July 14th, 2026

Oxford Suites 9:30-1:00
4051 Meridian St
Bellingham WA 98226

SPOKANE August 4th, 2026

Hampton Inn by Hilton 9:30-1:00
2010 S Assembly Rd
Spokane WA 99224

TRI CITIES August 6th, 2026

Holiday Inn-Richland 9:30-1:00
802 George Washington Way
Richland WA 99352

Webinar Sessions via Zoom 1:00-4:45

Thursday May 21st
Tuesday June 9th
Thursday July 16th
Tuesday August 11th
Thursday September 17th

I am taking this course for 3.5 hour credits for:

- CPE with the WA State Board of Accountancy
 MCLE with the WA State Bar Association

WSBA # _____

***CLASSROOM SESSIONS ARE LIMITED
TO NO MORE THAN 12 ATTENDEES**

NAME: _____ DATE OF ATTENDANCE: _____

EMAIL ADDRESS: _____ PHONE NUMBER: _____

Workbook for the online training will be mailed to the address entered below one week before the session.

COMPANY NAME: _____

ADDRESS: _____

CITY, STATE, ZIP: _____

State and local sales tax will be applied to the session fee of \$150 and will be determined by the location of the training or the address to where the workbook is sent.

You may register via:

Phone: 425-271-6353
Fax: 425-271-6396
Email: training@ans-inc.net
Mail: P.O. Box 2895
Renton, WA 98056

Credit Card Info

Visa MC Discover Amex

Card Holder Name _____

Card Holder Signature _____

Card Number _____

Expiration Date _____ Auth Code _____

Credit Card Charges Cannot be Cancelled